

How to buy PC Video Cards Using VGATrader.com trading platform

Everybody can trade PC Video Cards using our system. The process of buying video cards through VGATrader.com is simple. It consists of few easy to follow steps:

1. Review VGATrader.com legal and trading policies.
2. Sign up for an account on VGATrader.com.
3. Find the PC Video Card you like using our search interface, buy wizard, or the Quick Nav feature located on the left side of the VGATrader.com web page. As an option, you can take an advantage of security filters in the search bar and restrict search results to cards listed by established traders (**new feature**).
4. Review seller's credentials and profile. VGATrader.com feedback, Heatware feedback, ISP Email Validation, and EBay feedback listed in the profile of that user will quickly help to establish seller's trading credentials. When in doubt, contact the seller and ask additional questions about the listed Video Card and references.
5. Carefully read the description of the card to make sure you can accommodate the card in your PC. Take an advantage of the "Research this chipset" button that is present at the top left part of the listing. Pressing it opens up a new web page informational summary about the card on www.gpureview.com video card database service (we would like to express our gratitude to the entire staff of www.gpureview.com for helping us to make this possible).
6. Once ready, buy the listed item or send your offer to the seller. You can also use our "notify a friend" feature to notify another person about the deal via email.
7. After buying the VGA card, communicate frequently with the seller in order to finish the transaction. It is a very easy process. The card that you bought is locked in the "Deal Pending" status right in your "Account" section. Seller's username and profile is listed right there, so it takes only few second to send this person a private message or an email.
8. Once the Video Card is received and tested, make sure to close the transaction and submit feedback for the transaction using VGATrader.com feedback system. You will also have an opportunity to go to the www.heatware.com site to post an evaluation for that user. "HeatWare" (www.heatware.com) is a private traders' evaluation and reference site used by members of various BBSs (Bulletin Boards' Traders Forums) which allows one to post evaluations of his or her private trades

or deals with another. It is a much respected web service thought the Internet community and definitely worth signing up for.
Let's examine all of these steps in more detail.

1. Review VGATrader.com legal and trading policies

Please review VGATrader.com Usage Terms and Conditions page. It is available at the following URL:

<http://www.vgatrader.com/usage.php>

You may wish to also review our Privacy Policy page. It is available at the following URL:

<http://www.vgatrader.com/privacy.php>

Furthermore, our users are expected to familiarize themselves with our General Disclaimer Page. It is available at the following URL:

<http://www.vgatrader.com/disclaimer.php>

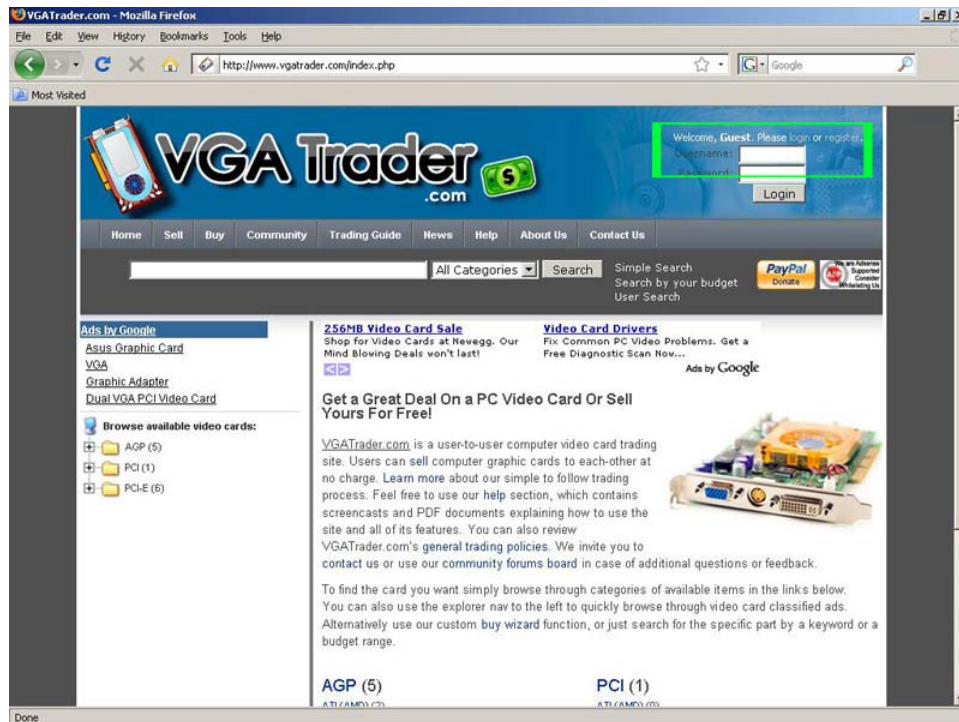
All the pages above are easily accessible in the footer section of VGATrader.com (bottom of the page).

Lastly, please read our Trading Guide. The page is available at the following URL:

<http://www.vgatrader.com/trading-guide.php>

2. Sign up for an account on VGATrader.com

Link to the registration page is located at the top right corner of the VGATrader.com page (please refer to the attached screenshot below).



VGATrader.com – Register your account by clicking on the link at the top right corner of the site

Once your account has been created, please consider validating your ISP Email with us. It will not compromise your privacy, but it will make VGATrader.com a safer place to trade.

More information about the process of registering an account on VGATrader.com is available at the following URL:

<http://www.vgatrader.com/Register.pdf>

3. Find the PC Video Card that you like

Using VGATrader.com service makes it is easy to find the “right” PC Video Card that will match price and performance requirements of our buyers.

- Use VGATrader.com Search Interface. In a **Simple Search** (default) PC Video Cards can be searched by a name string (for example: **8800GT**) and the interface type. There are three main interfaces that link PC Video Cards with desktop computers. **PCI** interface is the oldest one and slowest. It should be avoided if possible. The **AGP** connector is much faster and specifically designed as an interface with a graphic card. It is being phased out by our last option. **PCI-E** interface is the fastest and a current interface bus that is used to link up with the latest generation of PC Video Cards.



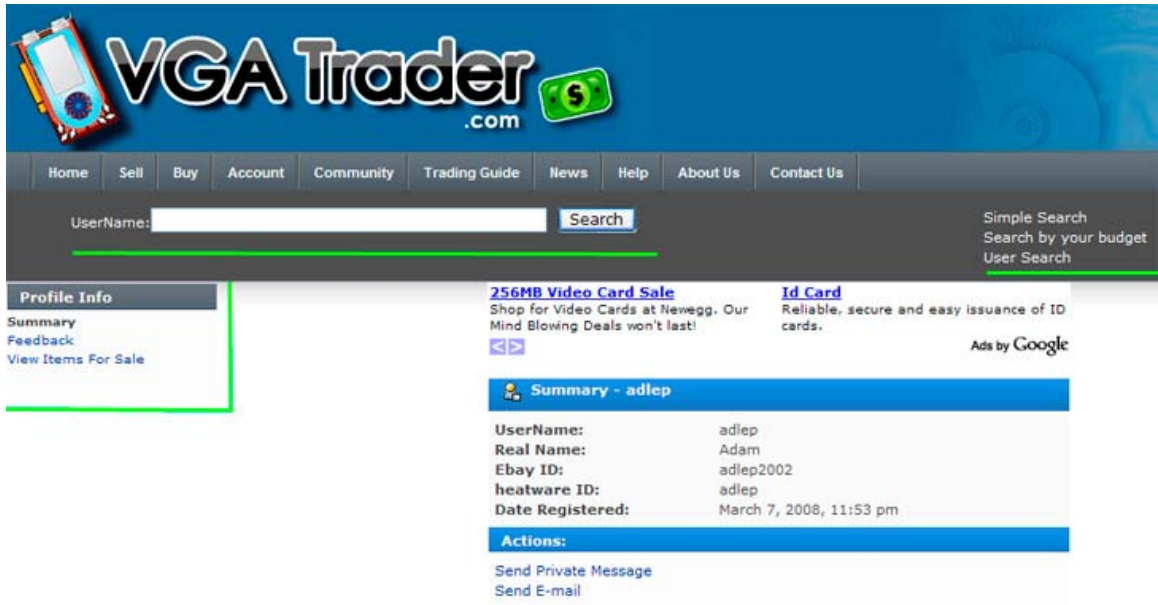
Performing Simple Search on VGATrader.com

Another custom attribute is the “**Search by your budget**” feature. To use it, simply specify your budget range (for example: From \$80.00 to \$100.00), pick the interface (PCI, AGP, or PCI-E) and hit search. VGATrader.com will promptly look for only those PC Video Cards that match the price criteria.



VGATrader.com - Search by your budget feature

VGATrader.com **User Search** (shown below) displays summary info about a **specific** user, feedback, other items listed by the user, and contact options. Use it to learn more about that user, establish someone’s Internet trading credentials, or just ask additional questions about the item for sale.



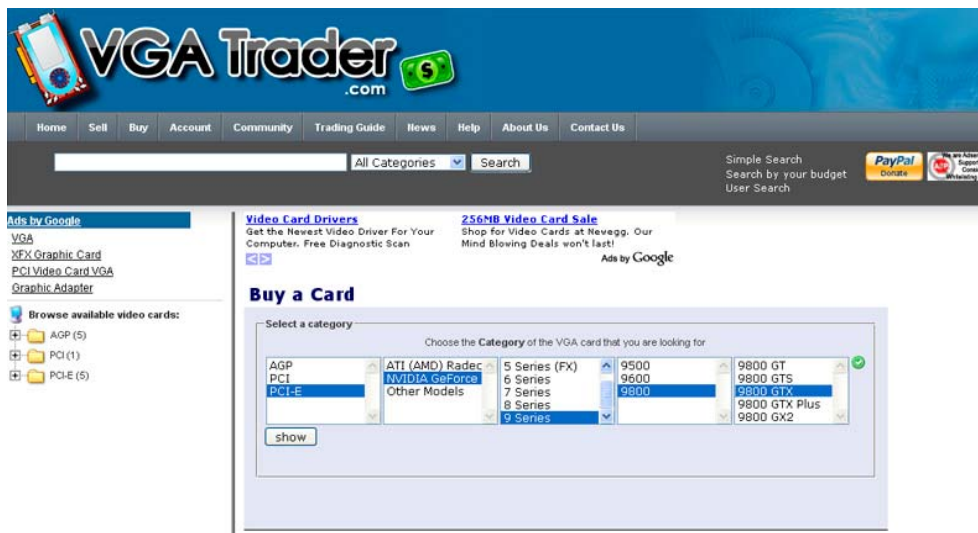
VGATrader.com – Search by User option reveals user’s public profile

Lastly VGATrader.com **Show/Hide Filters feature** (shown below) is a brand new security enhancement. It is possible to restrict search results to video cards offered by only those sellers who feature Heatware ID, Ebay ID, and have validated ISP Email address in their profiles. Those buyers who want to deal only with well established Internet traders will appreciate and use this new functionality.



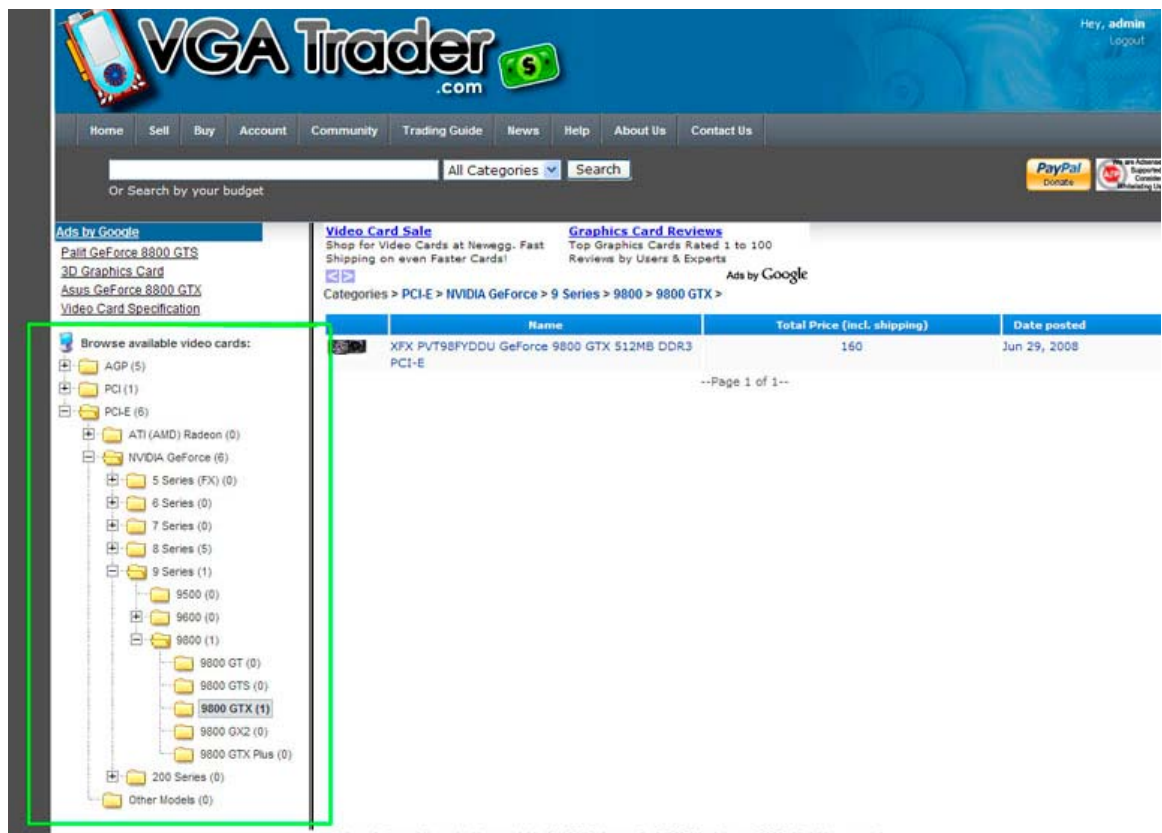
VGATrader.com – Security Filters. Search for cards listed by sellers with well established Internet trading credentials

- It is also possible to traverse multiple categories and sub-categories of available PC Video Cards through our custom “**Buy Wizard**” feature available at <http://www.vgatrader.com/buy.php> It starts at one of the root categories that correspond to three types of interfaces that physically link up the PC Video Cards with computers. They are: PCI, AGP, and PCI-E. From there buyers slowly drill down to the very specific type of the VGA card they want to buy. For example, in order to find an NVIDIA GeForce 9800 GTX card, traverse through the following: **PCI-E -> NVIDIA GeForce -> 9 Series -> 9800 -> 9800 GTX**. Example screenshot below demonstrates our “**Buy Wizard**” in action.



VGATrader.com – “Buy Wizard” feature

- The Quick Explorer Nav “**Browse available video cards:**” is located on the left hand side of VGATrader.com site and it lets our users to quickly traverse multiple categories and subcategories of PC Video Cards. This feature is integrated throughout the entire VGATrader.com service. It is very similar in function to the “**Buy Wizard**” utility. It also starts at one of the root categories that correspond to three types of interfaces that physically link up the PC Video Cards with computers. They are: PCI, AGP, and PCI-E. From there buyers go down to the very specific type of the VGA card they want to buy. For example, in order to find an NVIDIA GeForce 9800 GTX card, traverse down through the following: **PCI-E -> NVIDIA GeForce -> 9 Series -> 9800 -> 9800 GTX**. However, the Quick Explorer Nav is much faster paced than any other means of searching for PC Video Cards on VGATrader.com. It is a very handy feature for users who know exactly what they are looking for.



Quick Nav Feature – Quickly get to a specific type of PC Video Card

The final aspect of searching for the PC Video Card is looking at and interpreting search results. At VGATrader.com we have made a decision to make the presentation of results super simple and second-guess free. Items sold through VGATrader.com have a **fixed price** that has been specified by the sellers when they create listings. By default, the VGA Card with the lowest **Total Price** is **listed first** right at the top of the specific category regardless of the date of publishing of the item. Total price consists of two elements – price of the card and the shipping charge. These two parameters are combined together to form the most important filter used to determine positioning in the category. Hence the part that is offered for **the least amount of money** gets the top, most visible spot. This creates an incentive for sellers to compete among each other on who will offer the lowest price for the part and secure the top spot. The top spot position will be highly visible and it will guarantee a fast sale.

Buyers who use our VGATrader.com system do not need to hunt for the best deal or waste time filtering the results as VGATrader.com system does it by default.

The screenshot shows the VGATrader.com website interface. At the top, there is a navigation menu with links for Home, Sell, Buy, Community, Trading Guide, News, Help, About Us, and Contact Us. Below the menu is a search bar and a dropdown menu for 'All Categories'. To the right of the search bar, there are links for 'Simple Search', 'Search by your budget', and 'User Search'. There are also logos for PayPal and a 'We are AdSense Supported' badge.

The main content area is divided into several sections. On the left, there are 'Ads by Google' for 'AGP 4X Card', 'XFX ATI Video Card', 'XFX PCI Graphics Card', and 'XFX GeForce'. Below these are 'Browse available video cards:' with a tree view showing 'AGP (4)', 'PCI (1)', and 'PCI-E (2)'. The main section is titled 'Shop XFX Video Cards' and includes a subcategory list: 'ATI (AMD)', 'NVIDIA', and 'Other Models'. Below this is a table of search results.

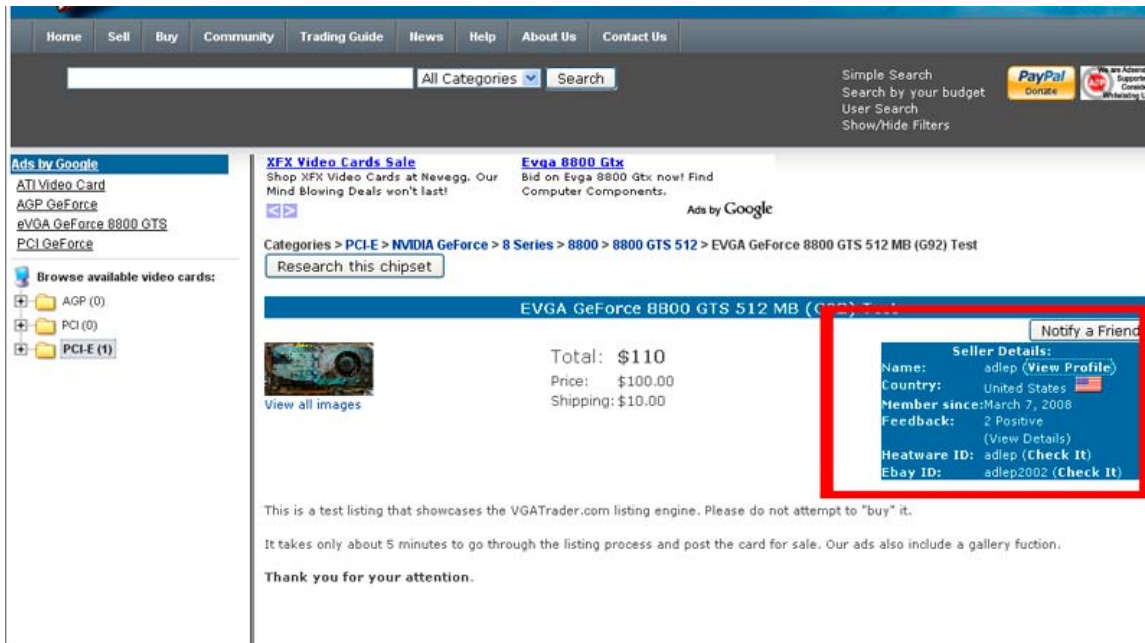
	Name	Total Price (incl. shipping)	Date posted
	Graphic Card	23	Jun 26, 2008
	One more fake card	25	Jun 26, 2008
	nVIDIA Geforce FX 5500 128 MB DDR AGP Graphics Car	54.41	Jun 26, 2008
	nVIDIA Geforce FX 5500 128 MB DDR AGP Graphics Car	61	Jun 26, 2008

At the bottom of the table, it says '--Page 1 of 1--'. A green arrow points to the 'Total Price (incl. shipping)' column in the first row.

Search and Browse Results are listed by price. Lowest price gets the TOP SPOT

4. Review seller's credentials and profile.

VGATrader.com feedback, Heatware feedback, eBay feedback, and the ISP Email Validation are all listed in the public profile of our members. Such info will help to establish seller's trading credentials. The information about the seller is visible in the listing created by the seller. From there, click on the seller's username to see the all of the relevant information.



The screenshot shows the VGATrader.com website interface. At the top, there is a navigation menu with links for Home, Sell, Buy, Community, Trading Guide, News, Help, About Us, and Contact Us. Below the menu is a search bar with a dropdown for 'All Categories' and a 'Search' button. To the right of the search bar are links for 'Simple Search', 'Search by your budget', 'User Search', and 'Show/Hide Filters', along with logos for PayPal and a 'We are AdSense Supported' badge.

The main content area is divided into several sections. On the left, there is a sidebar with 'Ads by Google' and a list of video card categories: ATI Video Card, AGP GeForce, nVGA GeForce 8800 GTS, and PCI GeForce. Below this is a section titled 'Browse available video cards:' with sub-sections for AGP (0), PCI (0), and PCI-E (1).

The central part of the page displays a listing for 'EVGA GeForce 8800 GTS 512 MB (G92) Test'. The listing includes a small image of the video card, a 'View all images' link, and pricing information: Total: \$110, Price: \$100.00, and Shipping: \$10.00. A 'Notify a Friend' button is located to the right of the pricing information.

A red box highlights the 'Seller Details' section, which includes the following information:

- Name: adlep ([View Profile](#))
- Country: United States
- Member since: March 7, 2008
- Feedback: 2 Positive (View Details)
- Heatware ID: adlep ([Check It](#))
- Ebay ID: adlep2002 ([Check It](#))

Below the listing, there is a disclaimer: 'This is a test listing that showcases the VGATrader.com listing engine. Please do not attempt to "buy" it. It takes only about 5 minutes to go through the listing process and post the card for sale. Our ads also include a gallery function. Thank you for your attention.'

Each video card listing features a quick overview of the seller's profile. Click "View Profile" link to see more information

First of all, VGATrader.com has its own internal feedback system. Users will have a chance to rate each other at the end of each transaction using our rating tool. A person who can furnish a well established VGATrader feedback, full of positive evaluations qualifies as a **low risk trader**.

"HeatWare" (www.heatware.com) is a private traders' evaluation and reference site used by members of various BBSs (Bulletin Boards' Traders Forums) which allows one to post evaluations of his or her private trades or deals with another. A person who can furnish a well established Heatware ID full of positive feedback qualifies as a **low risk trader**.

eBay profile ID is also important. A person who can furnish a well established eBay ID full of positive feedback for past eBay transactions also qualifies as a **low risk trader**. Lastly, VGATrader.com developed an optional **ISP Email Validation** feature that will help us to verify and identify the Internet Service Providers or ISPs of our members.

Such a feature is a great compromise between us respecting our members' privacy and our users giving us important and relevant information about them. A green checkmark button in the seller's public profile indicates successful verification. Red "X" indicates lack of such verification.

When in doubt, contact the seller and ask additional questions about the listed Video Card and references. It is easy to do. Clicking on the **"View Profile"** link displays the seller's public profile. It is now possible to review seller's feedback once more and see other listed items. It is also possible to send this user a message with questions or concerns about the listed card. Example screenshot below presents a public profile of an actual seller "adlep".

The screenshot shows the VGA Trader website interface. At the top, there is a navigation menu with links: Home, Sell, Buy, Account, Community, Trading Guide, News, Help, About Us, and Contact Us. Below the menu is a search bar with a dropdown menu for 'All Categories' and a 'Search' button. To the right of the search bar are links for 'Simple Search', 'Search by your budget', 'User Search', and 'Show/Hide Filters'. The main content area features a 'Profile Info' sidebar on the left with links for 'Summary', 'Feedback', and 'View Items For Sale'. The main content area displays a 'Video Card Sale' advertisement and a 'Pinnacle Career Institute' advertisement. Below these is a 'Summary - adlep' profile card. The profile card includes the following information: Username: adlep, Real Name: Adam, Country: United States (with a US flag icon), ISP Email Validated: (with a green checkmark icon), Ebay ID: adlep2002 (Check It), heatware ID: adlep (Check It), and Date Registered: March 7, 2008, 11:53 pm. Below the profile card is an 'Actions' section with links for 'Send Private Message' and 'Send E-mail'. The profile card and the 'Actions' section are highlighted with red and green boxes respectively.

Clicking on the **"View Profile"** link displays seller's public profile, including the status of the ISP Email Validation. Registered members can also send a message to the user

5. Carefully read the description of the card to make sure you can accommodate the card in your PC.

To avoid disappointment, carefully read all information added by the seller, before making offer for or buying that video card. VGATrader.com listing service enables our sellers to add a detailed description of their graphic card. They can also add links with 3rd party reviews of the card and attach up to 3 photos of the item. Make sure your computer has the right type of the interface (PCI, AGP, or PCI-E) and form factor that matches the listed Graphics Card. Last but not least, pay attention to the power requirements of the card. Make sure that the power supply in your computer is strong enough to support it. Take an advantage of the **“Research this chipset”** button that is present at the top left part of the listing. Pressing it opens up a new web page about the card on www.gpureview.com video card database service (big thanks to the entire staff of www.gpureview.com for making their site accessible to our users).

The screenshot shows two browser windows. The left window is VGATrader.com, displaying a listing for an nVidia GeForce 8800 GTS 512MB video card. The listing includes a 'Research this chipset' button highlighted with a green box. The right window is the GPUReview website, showing the specifications for the nVidia GeForce 8800 GTS 512MB video card. The specifications table is as follows:

At A Glance		Reference Images
Manufacturer:	nVidia	
Series:	GeForce 8	
GPU:	G92	
Release Date:	2007-12-11	
Interface:	PCI-E 2.0 x16	
Core Clock:	650 MHz	
Shader Clock:	1625 MHz	

The VGATrader.com listing also shows a total price of \$110, including a \$100.00 price and \$10.00 shipping. The seller details are: Name: adlep, Country: United States, Member since: March 7, 2008, Feedback: 2 Positive. The listing is a test listing for the VGATrader.com listing engine.

Carefully read the description of the listed card. View the attached photos of the item. Do take an advantage of the **“Research this chipset”** function to learn more about the listed card.

6. Once ready, buy the listed item or send your offer to the seller.

Looking at the page of the listed VGA Card, it is easy to spot three buttons.

First button states **“Buy for this Price”**. When selecting this option, buyers decide that they are willing to purchase the listed card for the price specified by the seller. Once the purchase is confirmed, the VGATrader.com system “locks” the card out from the general view. From now on, the item enters the “Deal Pending” status (explained latter) and it is no longer available for sale.

Choosing the second option **“Submit your Offer”** enables our buyers to send seller an offer for the card that is lower or higher than the asking price. It is also a bit risky as **“Submit your Offer”** option does not lock the card out in “Deal Pending” status. The VGA Card is still listed in general view, so all other buyers can view it. Also, sellers are not obligated to accept or even respond to buyer’s **“Submit your Offer”** proposal.

Third **“Notify a Friend”** button lets everybody to notify other people about the listed VGA Card via email. VGATrader.com system automatically generates the link. All our users have to do is just to type the email of the recipient and a subject. If the card looks like a good deal, don’t let it go to waste. Use the **“Notify a Friend”** option to make someone else happy.

The screenshot displays a web browser window with a notification form overlaid on a product listing page. The notification form, titled "Tell a friend about the XFX PVT98FYDDU GeForce 9800 GTX 512MB DDR3 PCI-E card.", includes fields for "Email Address:", "Subject:", and "Message:". The "Message" field contains a pre-generated text: "Hello, I have found the XFX PVT98FYDDU GeForce 9800 GTX 512MB DDR3 PCI-E card at: http://www.vgatrader.com/category/PCI-E/NVIDIA_GeForce/9_Series/9800/9800_GTX/44 for only \$150.00!". Below the message field is a "Verification Characters" section with a blue box containing "O F E G Y" and a "Retype Characters:" field. "Send" and "Cancel" buttons are at the bottom of the form. The background page shows a product listing for the same card with a price of \$150.00 and shipping of \$10.00. It features buttons for "Buy for this Price", "Submit your Offer", and "Notify a Friend". A "Seller Details" box on the right lists the seller's name as "adlep", member since March 7, 2008, with no feedback, and an eBay ID of "adlep2002".

VGATrader.com auto generates email with a link to the listed VGA Card

7. After buying the VGA card, communicate frequently with the seller in order to finish the transaction.

One-to-one communication with the seller is necessary in order to complete the deal. VGATrader.com does not handle payment and shipping steps of the transaction at this time. It is up to the buyer and seller to find out the best way of payment for the VGA Card (buyer) and the shipping of the card (seller). The card that the buyer has purchased is locked in the **“Deal Pending”** status right in the buyer’s **“Account”** section of the VGATrader.com. Seller’s username and profile are listed right there next to the name of the card and the item number (for the reference). Typically buyers will want to find out from the seller what is his or her accepted method of payment for the card (for example: Paypal or Google Checkout). Buyers also should send their shipping address to the sellers so that the other party can promptly send the card upon clearing the payment for the item. Buyer should also receive a message from the seller with a tracking number of the package containing the Video Card.



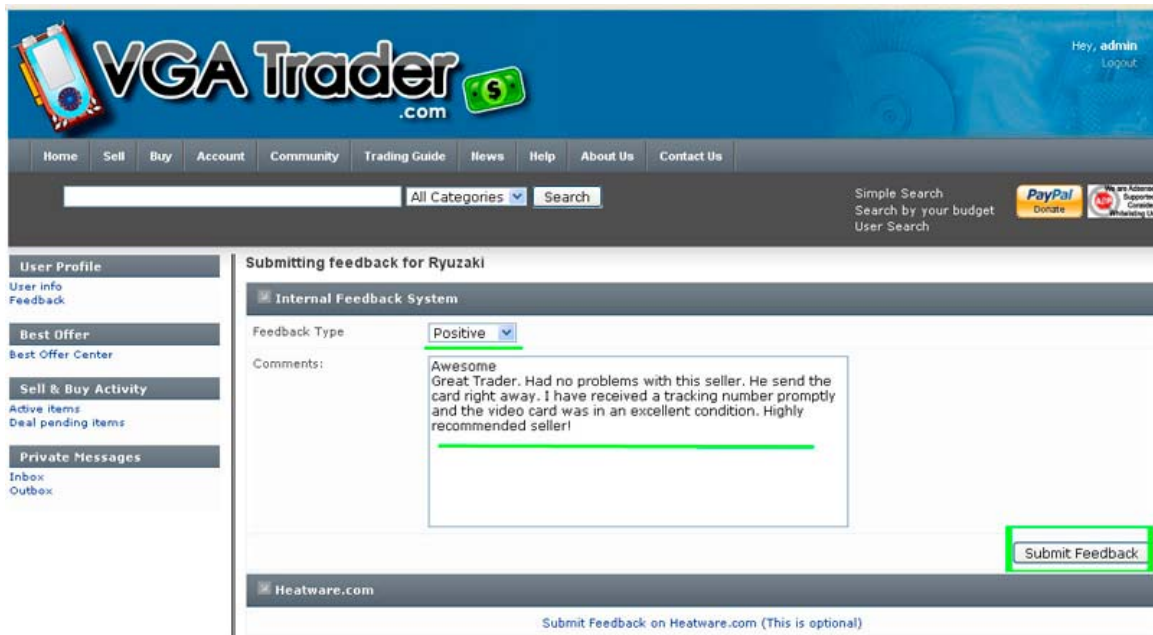
The screenshot shows the VGATrader.com website interface. The 'Account' menu item is highlighted with a green box. The page displays a user profile section on the left, a search bar, and a table of deal pending items. The table has columns for User, Date, Item, Name, and Price. A green horizontal line is drawn under the first row of the table.

User	Date	Item	Name	Price
Ryuzaki	2008-06-12 09:35:28	32	EVGA e-GeForce 7950 GT KO, 512 MB DDR3 RAM	80

Items that we “buy” go to the “Deal pending items” section of our account. Use that menu to contact the seller and finalize the deal.

8. Once the Video Card is received and tested close the transaction and submit feedback for it using VGATrader.com comment system.

VGATrader.com has its own internal feedback system. Users will have a chance to rate each other at the end of each transaction using our evaluation tool. It is easy to do. Once the card is received and tested, simply go to the **“Deal pending items”** section. It is located in the **“Account”** link on the menu of the VGATrader.com. From there, pressing the **“Submit feedback and close”** link opens up the feedback system screen. From there our sellers and buyers can just summarize their experiences with the other trader and transaction. It is possible to submit a positive, negative, or a neutral rating. Both parties will also have an opportunity to go to the www.heatware.com site to post an additional evaluation for that user (a separate window will open). Attached screenshot below illustrates the process of evaluating the seller and closing of the trade.



This website and its content is copyright of "VGATrader.com" - ©"VGATrader.com" 2008. All rights reserved.
VGATrader.com Usage Terms and Conditions
VGATrader.com Privacy Policy
General Disclaimer

Submit feedback and close option finalizes the transaction. Use it upon receiving and testing the video card.

The learning curve of VGATrader.com is simple. We believe that it will take only about 5 minutes to go through the entire buying process. Given a chance, the VGATrader.com trading tool will help to find many great deals on PC Video Cards that otherwise would be difficult to locate and follow.

Find it faster, find it cheaper; find it on VGATrader.com